

# Technical Requirements Charts

for the Practical Exams in Piano  
of The Royal Conservatory (RCM)  
2022 Piano Syllabus

Dear Teacher,

Thank you for downloading this free PDF from [ColorInMyPiano.com](http://ColorInMyPiano.com). The Technical Requirements Charts are intended to help students track their progress when preparing for the technical requirements of The Royal Conservatory (RCM) practical exams. However, teachers may find the charts useful also for students who are not intending to take RCM exams.

Students may fill in each box of the chart with a sticker or a checkmark as they meet each requirement. There is also a chart provided for students to record the titles of the pieces they will be performing during the practical exam.

Please understand that these charts CANNOT function as a replacement for the RCM Piano Syllabus – they are merely practice guides. Although the charts have been proofread extensively against the 2022 Piano Syllabus, there is still the possibility that the charts contain errors. If you use these charts, please be sure to confirm your students' progress against the syllabus to ensure that your student is meeting the requirements properly. Please send me an email if you think you have found a mistake so that I can make corrections ([admin@ColorInMyPiano.com](mailto:admin@ColorInMyPiano.com)).

A HUGE thank-you to Amy Hall for her help proofreading the charts.

Sincerely,

Joy Morin  
[ColorInMyPiano.com](http://ColorInMyPiano.com)

*Updated 18 July 2022.*

Name: \_\_\_\_\_

# Level Prep A: RCM Practical Exam in Piano

## Technical Requirements

		C	G	D	Am
<b>Scales</b>	<b>Legato Pentascales</b> HS, end with blocked triad, ♩ at ♩ = 100.				
	<b>Staccato Pentascales</b> HS, end with blocked triad, ♩ at ♩ = 100.				
<b>Chords</b>	<b>Triad Sequence: Broken</b> HS, one octave, ascending stepwise on the white keys, triplets at ♩ = 60				
	<b>Triad Sequence: Blocked</b> HS, one octave, ascending stepwise on the white keys, ♩ at ♩ = 72				





## Repertoire Selections

	Title of Piece	Composer	Page #
<b>Piece #1</b>			
<b>Piece #2</b>			
<b>Piece #3</b>			

Name: \_\_\_\_\_

# Level Prep B: RCM Practical Exam in Piano

## Technical Requirements

		C	G	D	A	F	Am	Em	Dm
<b>Scales</b>	<b>Legato Pentascales</b> HS, end with triad,  at ♩ = 60								
	<b>Staccato Pentascales</b> HS, end with triad,  at ♩ = 60								
	<b>One-Octave Scales (nat. minor)</b> HS, 1 octave,  at ♩ = 60								
	<b>Contrary Motion Scale</b> HT, 1 octave,  at ♩ = 60								
<b>Chords</b>	<b>Tonic Triads: Broken</b> root pos. and inversions HS, 1 octave, triplets at ♩ = 50								

## Repertoire Selections

	Title of Piece	Composer	Page #
Piece #1			
Piece #2			
Piece #3			

Name: \_\_\_\_\_

# Level 1: RCM Practical Exam in Piano

## Technical Requirements

		C	G	F	Am	Em	Dm
<b>Scales</b>	<b>Two-Octave Scales</b> (nat./harm. minor) HS, 2 octaves, ♩ at ♩ = 69				/	/	/
	<b>Contrary Motion Scale</b> HT, 2 octaves, ♩ at ♩ = 69						
	<b>Chromatic Scale</b> HS, one octave, ♩ at ♩ = 69						
<b>Chords</b>	<b>Tonic Triads: Broken</b> – root position then inversions, HS, 1 octave, triplets at ♩ = 50						
	<b>Tonic Triads: Blocked</b> – root position then inversions, HS, 1 octave, ♩ at ♩ = 100						

## Repertoire Selections

	Title of Piece	Composer	Page #
<b>List A</b>			
<b>List B</b>			
<b>List C</b>			
<b>Etude</b>			

Name: \_\_\_\_\_

# Level 2: RCM Practical Exam in Piano

## Technical Requirements

		C	G	F	B♭	Em	Dm	Gm
<b>Scales</b>	<b>Two-Octave Scales</b> (har/mel minor) HS, 2 octaves, ♩ at ♩ = 80							
	<b>Formula Pattern</b> HT, 2 octaves, ♩ at ♩ = 80							
	<b>Chromatic Scale</b> HS, 1 octave, ♩ at ♩ = 80							
<b>Chords</b>	<b>Tonic Triads: Broken</b> – root position then inversions, HS, 1 octave, triplets at ♩ = 60							
	<b>Tonic Triads: Blocked</b> – root position then inversions, HS, 1 octave, ♩ at ♩ = 112							

## Repertoire Selections

	Title of Piece	Composer	Page #
<b>List A</b>			
<b>List B</b>			
<b>List C</b>			
<b>Etude</b>			

Name: \_\_\_\_\_

# Level 3: RCM Practical Exam in Piano

## Technical Requirements

		D	F	B $\flat$	Bm	Dm	Gm
<b>Scales</b>	<b>Two-Octave Scales</b> (har/mel minor) HT, 2 octaves,  at $\text{♩} = 80$						
	<b>Formula Pattern</b> HT, 2 octaves,  at $\text{♩} = 80$						
	<b>Chromatic Scale</b> HS, 1 octave,  at $\text{♩} = 80$						
<b>Chords</b>	<b>Tonic Triads: Broken</b> – root position then inversions, HS, 2 octaves, triplets at $\text{♩} = 69$						
	<b>Tonic Triads: Blocked</b> – root position then inversions, HS, 2 octaves,  at $\text{♩} = 120$						

## Repertoire Selections

	Title of Piece	Composer	Page #
<b>List A</b>			
<b>List B</b>			
<b>List C</b>			
<b>Etude #1</b>			
<b>Etude #2</b>			

Name: \_\_\_\_\_

# Level 4: RCM Practical Exam in Piano

## Technical Requirements

		D	A	B $\flat$	E $\flat$	Bm	Gm	Cm
<b>Scales</b>	<b>Two-Octave Scales</b> (har/mel minor) HT, 2 octaves,  at $\text{♩} = 92$							
	<b>Formula Pattern</b> (har. minor) HT, 2 octaves,  at $\text{♩} = 92$							
	<b>Chromatic Scale</b> HS, 1 octave,  at $\text{♩} = 104$							
<b>Chords</b>	<b>Tonic Triads: Broken</b> – root position then inversions, HT, 2 octaves, triplets at $\text{♩} = 60$							
	<b>Tonic Triads: Blocked</b> – root position then inversions, HT, 2 octaves,  at $\text{♩} = 120$							
<b>Arp.</b>	<b>Tonic Arpeggios</b> root position, HS, 2 octaves,  at $\text{♩} = 72$							

## Repertoire Selections

	Title of Piece	Composer	Page #
List A			
List B			
List C			
Etude #1			
Etude #2			

Name: \_\_\_\_\_

# Level 5: RCM Practical Exam in Piano

## Technical Requirements

		A	E	F	A $\flat$	Am	Em	Fm
<b>Scales</b>	<b>Two-Octave Scales</b> (har/mel minor) HT, 2 octaves,  at $\text{♩} = 104$							
	<b>Formula Pattern</b> (har. minor) HT, 2 octaves,  at = 104							
	<b>Chromatic Scales</b> HT, 1 octave,  at $\text{♩} = 104$							
<b>Chords</b>	<b>Tonic Triads</b> – with inversions, HT, 2 oct, end with I-V-I. <b>Broken:</b> triplets at $\text{♩} = 66$ <b>Blocked:</b> at $\text{♩} = 66$							
	<b>Dominant 7<sup>th</sup></b> – with inversions, HS, 1 octave <b>Broken:</b> at $\text{♩} = 72$ <b>Blocked:</b> at $\text{♩} = 60$							
<b>Arp.</b>	<b>Tonic Arpeggios</b> root position only, HS, 2 octave,  at $\text{♩} = 80$							

## Repertoire Selections

	Title of Piece	Composer	Page #
List A			
List B			
List C			
Etude #1			
Etude #2			



Name: \_\_\_\_\_

# Level 6: RCM Practical Exam in Piano

## Technical Requirements

		G	E	B	D $\flat$	Gm	Em	Bm	C $\sharp$ m
<b>Scales</b>	<b>Two-Octave Scales</b> (har/mel minor) HT, 2 octaves,  at $\text{♩} = 60$					/	/	/	/
	<b>Formula Pattern</b> (har. minor) HT, 2 octaves,  at $\text{♩} = 60$								
	<b>Chromatic Scales</b> HT, 2 octaves,  at $\text{♩} = 60$								
<b>Chords</b>	<b>Tonic Triads</b> – with inversions, HT, 2 octaves, end with I-V-I <b>Broken:</b> at $\text{♩} = 80$ <b>Blocked:</b> at $\text{♩} = 80$	/	/	/	/	/	/	/	/
	<b>Dominant 7<sup>th</sup></b> – with inversions, HS, 2 octaves <b>Broken:</b> at $\text{♩} = 88$ <b>Blocked:</b> at $\text{♩} = 72$	/	/	/	/				
	<b>Leading-Tone Dim. 7<sup>th</sup></b> – with inversions, HS, 2 octaves <b>Broken:</b> at $\text{♩} = 88$ <b>Blocked:</b> at $\text{♩} = 72$					/	/	/	/
<b>Arpeggios</b>	<b>Tonic Arpeggios</b> root position only, HS, 2 octaves,  at $\text{♩} = 92$								
	<b>Dominant 7<sup>th</sup> Arpeggios</b> root position only, HS, 2 octaves,  at $\text{♩} = 92$								
	<b>Leading-Tone Diminished 7<sup>th</sup> Arpeggios</b> root position only, HS, 2 octaves,  at $\text{♩} = 92$								












## Repertoire Selections

	Title of Piece	Composer	Page #
List A			
List B			
List C			
Etude #1			
Etude #2			

Name: \_\_\_\_\_

# Level 7: RCM Practical Exam in Piano

## Technical Requirements

		C	D	F	A $\flat$	G $\flat$	Cm	Dm	Fm	G $\sharp$ m	F $\sharp$ m
Scales	<b>Two-Octave</b> (har/mel minor) HT, 2 octaves,  at $\text{♩} = 76$										
	<b>Formula Pattern</b> – major & harm. minor HT, 2 octaves,  at $\text{♩} = 76$										
	<b>Chromatic Scales</b> HT, 2 octaves,  at $\text{♩} = 76$										
Chords	<b>Tonic Four-Note</b> – Broken with inversions, HT, 2 octaves, end with I-IV-V-I,  at $\text{♩} = 60$										
	<b>Dominant 7<sup>th</sup></b> – with inversions, HT, 2 octaves <b>Broken:</b>  at $\text{♩} = 60$ <b>Blocked:</b>  at $\text{♩} = 80$										
	<b>Leading-Tone Dim. 7<sup>th</sup></b> – with inversions, HT, 2 octaves <b>Broken:</b>  at $\text{♩} = 60$ <b>Blocked:</b>  at $\text{♩} = 80$										
Arpeggios	<b>Tonic Arpeggios</b> – root position then inversions, HT, 2 octaves,  at $\text{♩} = 60$										
	<b>Dominant 7<sup>th</sup> Arpeggios</b> root position only, HT, 2 octaves,  at $\text{♩} = 60$										
	<b>Leading-Tone Dim. 7<sup>th</sup> Arpeggios</b> root position only, HT, 2 octaves,  at $\text{♩} = 60$										

Name: \_\_\_\_\_

# Level 7: RCM Practical Exam in Piano












## Repertoire Selections

	Title of Piece	Composer	Page #
List A			
List B			
List C			
Etude #1			
Etude #2			

Name: \_\_\_\_\_

# Level 8: RCM Practical Exam in Piano

## Technical Requirements

		C	D	E	B $\flat$	E $\flat$	G $\flat$	Cm	Dm	Em	B $\flat$ m	E $\flat$ m	F $\sharp$ m
Scales	<b>Four-Octave Scales</b> (har/mel minor) HT, 4 octaves,  at $\text{♩} = 88$							/	/	/	/	/	/
	<b>Formula Pattern</b> (har. minor) HT, 4 octaves,  at $\text{♩} = 88$												
	<b>Chromatic Scales</b> HT, 2 octaves,  at $\text{♩} = 88$												
Chords	<b>Tonic Four-Note Chords</b> – with inversions <b>Broken:</b> HT, 2 oct., end with I-IV-V $_{4/3}$ -I,  at $\text{♩} = 80$												
	<b>Dominant 7<sup>th</sup></b> – with inversions, HT, 2 octaves <b>Broken:</b>  at $\text{♩} = 80$ <b>Blocked:</b>  at $\text{♩} = 100$	/	/	/	/	/	/						
	<b>Leading-Tone Dim. 7<sup>th</sup></b> – with inversions, HT, 2 octaves <b>Broken:</b>  at $\text{♩} = 80$ <b>Blocked:</b>  at $\text{♩} = 100$							/	/	/	/	/	/
Arpeggios	<b>Tonic Arpeggios</b> – root position then inversions, HT, 4 octaves,  at $\text{♩} = 69$												
	<b>Dominant 7<sup>th</sup> Arpeggios</b> root position only, HT, 4 octaves,  at $\text{♩} = 69$												
	<b>Leading-Tone Dim. 7<sup>th</sup> Arpeggios</b> root position only, HT, 4 octaves,  at $\text{♩} = 69$												

Name: \_\_\_\_\_

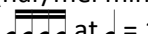

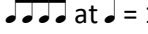
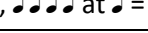
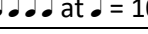
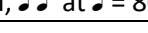




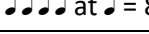
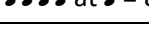

# Level 8: RCM Practical Exam in Piano

## Repertoire Selections

	Title of Piece	Composer	Page #
List A			
List B			
List C			
List D			
Etude #1			
Etude #2			

Name: \_\_\_\_\_

# Level 9: RCM Practical Exam in Piano

		C	D $\flat$	D	E $\flat$	E	F	Cm	C $\sharp$ m	Dm	E $\flat$ m	Em	Fm
Scales	<b>Four-Octave</b> (har/mel minor) HT, 4 octaves,  at $\text{♩} = 104$							/	/	/	/	/	/
	<b>Formula Pattern</b> (har minor) HT, 4 octaves,  at $\text{♩} = 104$												
	<b>Chromatic Scales</b> HT, 4 octaves,  at $\text{♩} = 104$												
	<b>Scale in Octaves: Blocked <i>staccato</i>*</b> (har/mel minor) HT, 2 octaves,  at $\text{♩} = 60$								/				/
Chords	<b>Tonic Four-Note: Broken</b> – HT, 2 octaves, with inversions, end with I-VI-IV-V $\frac{6}{4}$ -V $\frac{8}{7}$ -I,  at $\text{♩} = 104$												
	<b>Tonic Four-Note: Blocked**</b> – HT, 2 octaves, with inversions, end with I-VI-IV-V $\frac{6}{4}$ -V $\frac{8}{7}$ -I,  at $\text{♩} = 80$	/	/	/	/	/	/	/	/	/	/	/	/
	<b>Dominant 7<sup>th</sup></b> – with inversions, HT, 2 octaves <b>Broken:</b>  at $\text{♩} = 104$ <b>Blocked:</b>  at $\text{♩} = 104$	/	/	/	/	/	/						
	<b>Leading-Tone Diminished 7<sup>th</sup></b> – with inversions, HT, 2 octaves <b>Broken:</b>  at $\text{♩} = 104$ <b>Blocked:</b>  at $\text{♩} = 104$							/	/	/	/	/	/
Arpeggios	<b>Tonic Arpeggios</b> with inversions, HT, 4 octaves,  at $\text{♩} = 84$												
	<b>Dominant 7<sup>th</sup> Arpeggios</b> with inversions, HT, 4 octaves,  at $\text{♩} = 84$												
	<b>Leading-Tone Diminished 7<sup>th</sup> Arpeggios</b> with inversions, HT, 4 octaves,  at $\text{♩} = 84$												

\*Candidates with small hands may substitute with **Broken *legato***:  at  $\text{♩} = 72$ .

\*\*Candidates with small hands may substitute with **Broken Alternate-Note Pattern**:  at  $\text{♩} = 80$ .

Name: \_\_\_\_\_

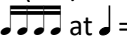
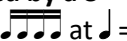
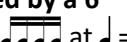


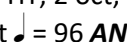



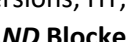

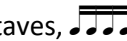
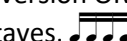
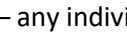
# Level 9: RCM Practical Exam in Piano


## Repertoire Selections

	Title of Piece	Composer	Page #
List A			
List B			
List C			
List D			
Etude #1			
Etude #2			

Name: \_\_\_\_\_

# Level 10: RCM Practical Exam in Piano

		G $\flat$	G	A $\flat$	A	B $\flat$	B	F $\sharp$ m	Gm	A $\flat$ m	Am	B $\flat$ m	Bm
Scales	<b>Four-Octave Scale (har/mel minor)</b> HT, 4 octaves,  at $\text{♩} = 120$									**			
	<b>Separated by a 3<sup>rd</sup></b> HT, 4 octaves,  at $\text{♩} = 104$												
	<b>Separated by a 6<sup>th</sup></b> HT, 4 octaves,  at $\text{♩} = 104$												
	<b>Scale in Octaves: Blocked <i>staccato</i>*</b> (har/mel minor) HT, 2 octaves,  at $\text{♩} = 80$												
	<b>Chromatic in Octaves</b> <b>Blocked <i>staccato</i>:</b> HT, 2 octaves,  at $\text{♩} = 80$												
Chords	<b>Tonic Four-Note</b> – with inversions, HT, 2 oct, end with I-VI-IV-V $_4$ -V $^{8-7}$ -I <b>Broken Alt.-Note Pattern:</b>  at $\text{♩} = 96$ <b>AND Blocked:</b>  at $\text{♩} = 120$												
	<b>Dominant 7<sup>th</sup></b> – with inversions, HT, 2 octaves. <b>Broken Alternate-Note Pattern:</b>  at $\text{♩} = 96$ <b>AND Blocked:</b>  at $\text{♩} = 120$												
	<b>Leading-Tone Dim. 7<sup>th</sup></b> – with inversions, HT, 2 oct. <b>Broken Alt.-Note Pattern:</b>  at $\text{♩} = 96$ <b>AND Blocked:</b>  at $\text{♩} = 120$												
Arpeggios	<b>Tonic Arpeggios</b> – any individual inversion OR in sequence from any inversion, HT, 4 octaves,  at $\text{♩} = 92$												
	<b>Dominant 7<sup>th</sup></b> – any individual inversion OR in sequence from any inversion, HT, 4 octaves,  at $\text{♩} = 92$												
	<b>Leading-Tone Diminished 7<sup>th</sup></b> – any individual inversion OR in sequence from any inversion, HT, 4 octaves,  at $\text{♩} = 92$												

\*Candidates with small hands may substitute with **Broken legato:**  at  $\text{♩} = 92$ .

\*\*Please note that the syllabus refers to this scale as G $\sharp$ m instead of A $\flat$ m. Be advised that the examiner will likely ask for the scale as G $\sharp$ m, but arpeggios and other items as A $\flat$ m.



Name: \_\_\_\_\_

# Level 10: RCM Practical Exam in Piano

## Repertoire Selections

	Title of Piece	Composer	Page #
List A			
List B			
List C			
List D			
List E			
Etude #1			
Etude #2			